

SAFETY GLAZING



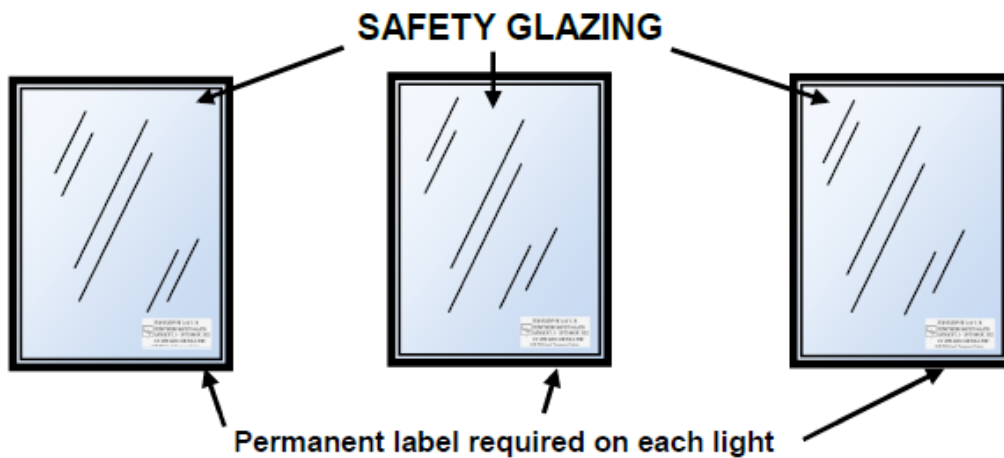
BUILDING DEPARTMENT

952-446-1660



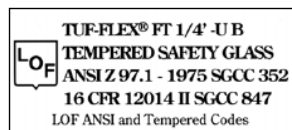
www.cityofminnetrista.com

This handout is intended only as a guide and is based in part on the 2015 Minnesota Residential Code, Minnetrista City ordinances, and good building practice. While every attempt has been made to insure the correctness of this handout, no guarantees are made to its accuracy or completeness. Responsibility for compliance with applicable codes and ordinances falls on the owner or permit applicant. For specific questions regarding code requirements, refer to the applicable codes or contact your local Building Department.

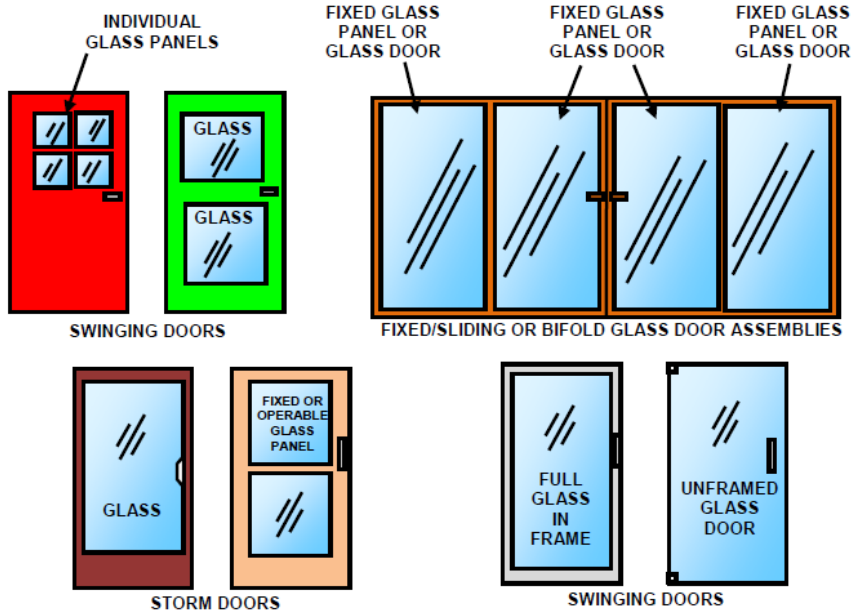
IDENTIFICATION OF SAFETY GLAZING



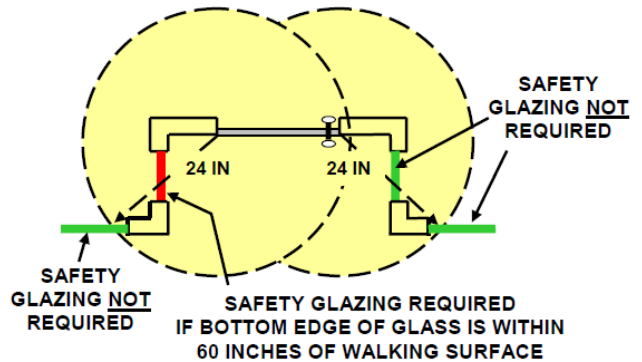
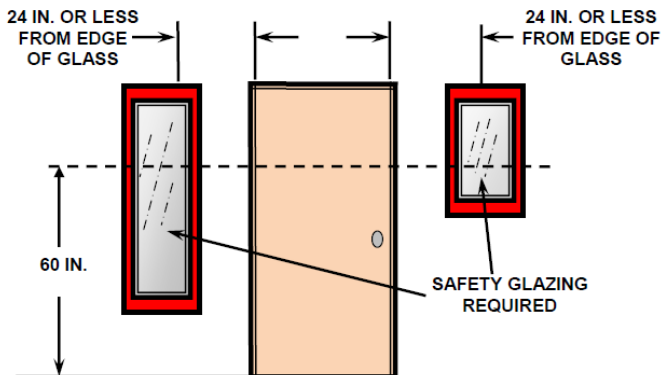
LABEL EXAMPLES



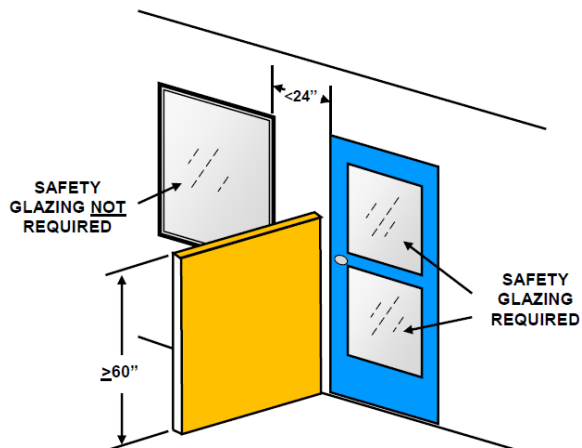
SAFETY GLAZING IN DOORS REQUIRED IN ALL LOCATIONS SHOWN



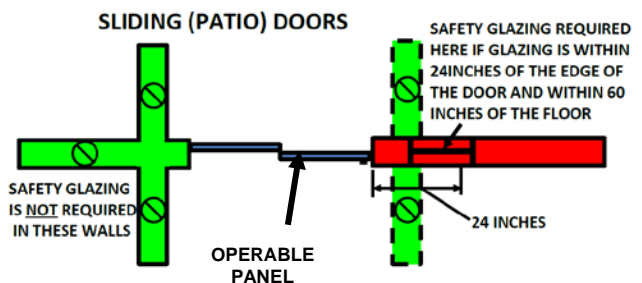
SAFETY GLAZING ADJACENT DOORS



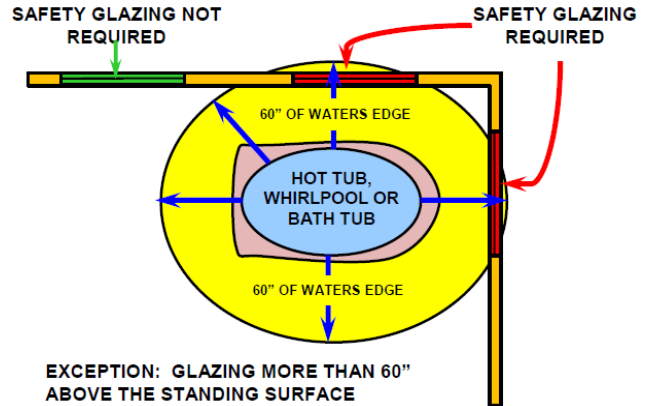
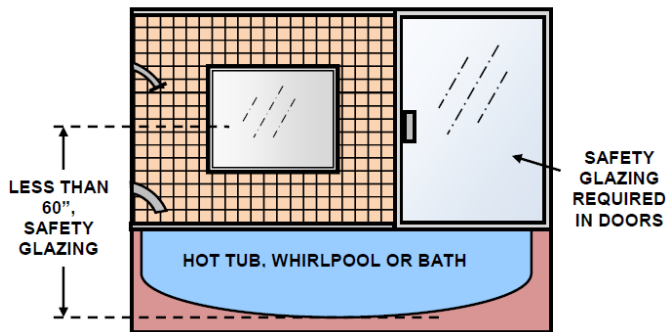
SAFETY GLAZING IS NOT REQUIRED IN WALLS PERPENDICULAR TO THE DOOR ON THE LATCH SIDE OF THE DOOR



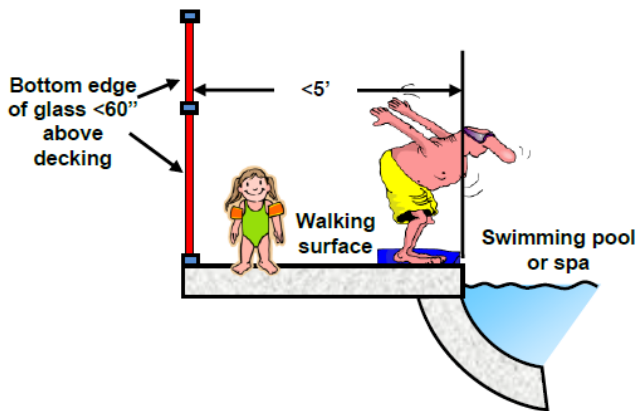
SAFETY GLAZING IS NOT REQUIRED ADJACENT A DOOR IF THERE IS A WALL OR PANEL AT LEAST 60 INCHES IN HEIGHT SEPARATING THE DOOR FROM THE GLAZING



SAFETY GLAZING ADJACENT A BATH TUB OR IN TUB OR SHOWER ENCLOSURES

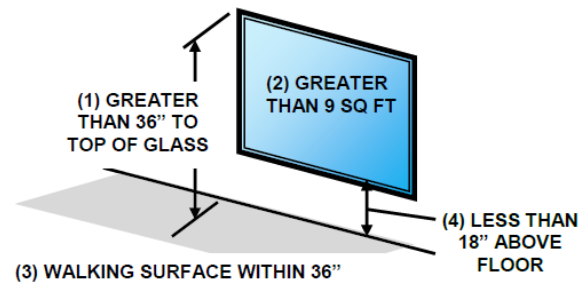


SAFETY GLAZING REQUIRED ADJACENT SWIMMING POOLS



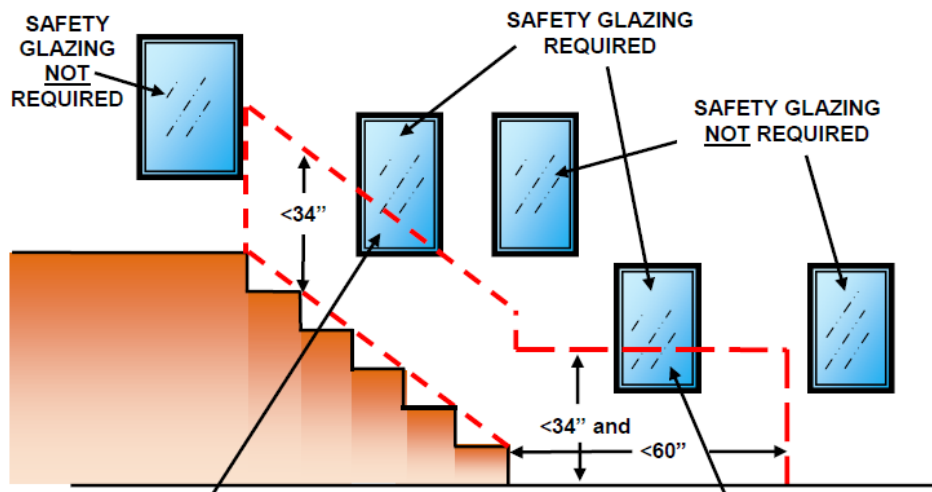
SAFETY GLAZING IN WINDOWS

SAFETY GLAZING REQUIRED IF ALL FOUR CRITERIA EXIST



IF THE WINDOW HAS A BAR OR RAIL MOUNTED 34-38" ABOVE THE PLANE OF THE WALKING SURFACE, SAFETY GLAZING IS NOT REQUIRED. THE BAR OR RAIL MUST BE AT LEAST 1 1/2" THICK AND NOT CONTACT THE GLASS.

SAFETY GLAZING FOR STAIRS AND LANDINGS



IF THE WINDOW HAS A BAR OR RAIL MOUNTED 34-38" ABOVE THE NOSING OF THE TREADS, SAFETY GLAZING IS NOT REQUIRED. THE BAR OR RAIL MUST BE AT LEAST 1 1/2" THICK AND NOT CONTACT THE GLASS.

IF THE WINDOW HAS A GUARD AT LEAST 36 INCHES IN HEIGHT AND THE GLASS IS AT LEAST 18 INCHES FROM THE GUARD, SAFETY GLAZING IS NOT REQUIRED.